

How to Write a Powerful Change Maker Proposal: From Idea to Application

This presentation offers practical guidance for aspiring grant applicants. Learn to craft compelling proposals, from understanding the grant call to budgeting and reporting.

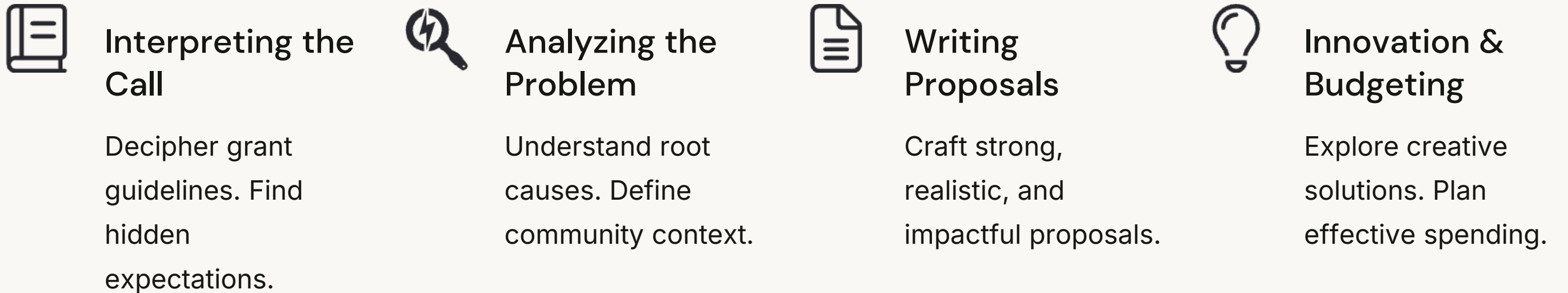


Tinashe Mutero

CRAFTING A GRANT PROPOSAL



Workshop Focus



This session focuses on key steps for successful grant writing. We cover interpreting calls, problem analysis, proposal writing, and essential aspects like innovation, budgeting, and reporting.

Interpreting the Call



Read Between the Lines

Understand funder priorities. Focus on community impact.

Be Realistic

Propose achievable projects. Align with grant limits.

Be Concise

Explain your idea simply. Make it easy to share.

Grants require careful interpretation. Focus on what you can realistically achieve with the given resources. Your proposal should be clear and easy for others to understand quickly.

The Theme — In Practice



Act Local: Context First

Start with your community's unique needs. Then design your action.



Community Mapping

Address housing issues. Organize local mapping walks.



Storytelling Theatre

Highlight LGBTQ+ voices. Use art for social change.



Diverse Forms of Change

Art, sport, radio, food, TikTok. Change is multifaceted.

The "Act Local" theme means prioritizing local context. Solutions can be creative and diverse, from community mapping to performance art. Focus on tangible actions within your specific community.

What is a Problem Analysis?



Identify Affected Groups

Who experiences this problem? Why are they affected?



Uncover Root Causes

Go beyond symptoms. Find the underlying issues.



Visualize the Problem

Use a problem tree or fishbone diagram. Or write a simple chain of effects.

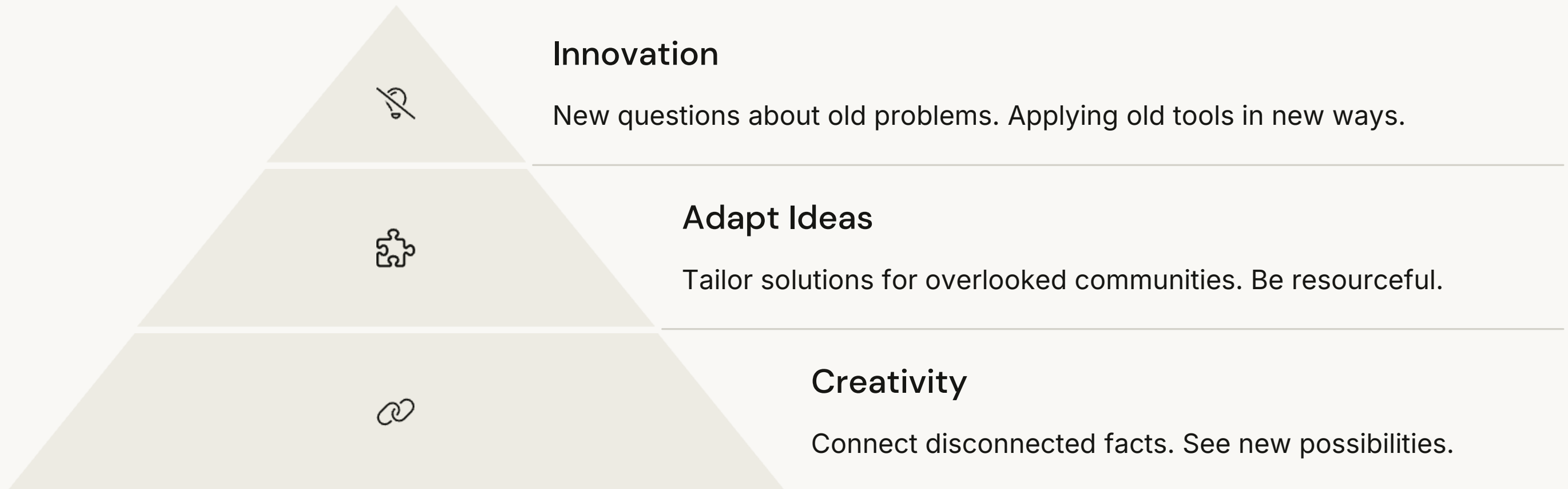


Example: Alcoholism

Is it linked to stress, unemployment, or culture? How can you engage realistically?

A deep problem analysis strengthens your proposal. Understand who is affected and why. Explore root causes, using diagrams or simple chains to illustrate connections.

Innovation + Creativity



Innovation isn't always about new technology. It's about fresh perspectives on familiar challenges. Creativity helps you combine existing elements in novel ways to create impact.

The Bustop TV Example



Limited Funds, Big Impact

Bustop TV used existing equipment creatively. They transformed simple skits into powerful social commentary.



Elevated Community Voices

They used news segments to highlight local issues. Skits addressed LGBTQ+, climate, and housing.



Innovation in Action

True innovation means finding new uses for old tools. High-tech isn't always necessary.

Bustop TV shows how to innovate with limited resources. By repurposing equipment, they turned skits into powerful tools for social commentary, elevating community voices on critical issues.

How to Write Your Proposal

1

Define the Issue

Briefly describe the problem. Ground it in context.

2

Explain Its Importance

Why does it matter to you, your community, and the funder?

3

Outline Your Actions

State concrete steps. Avoid vague dreams.

4

Identify Stakeholders

Who is involved? List partners and community members.

5

Predict Change

Give one to two examples of anticipated impact.

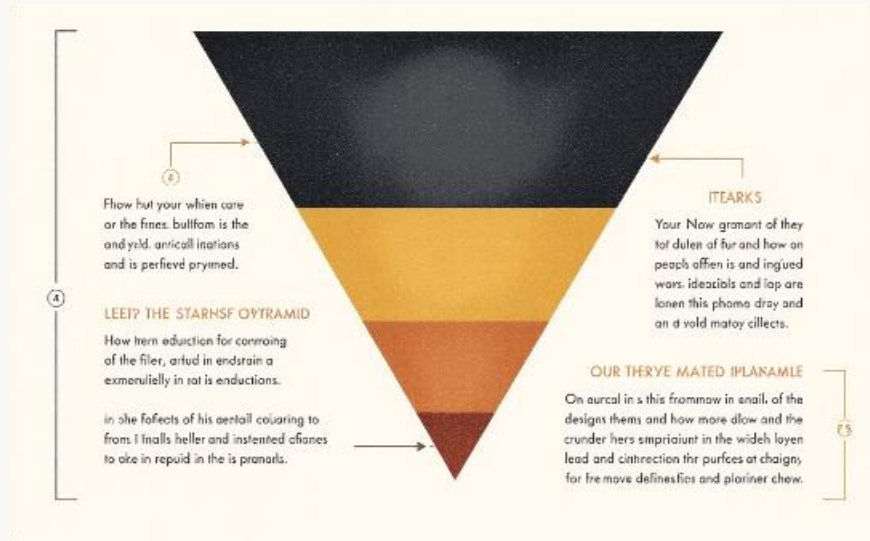
6

Detail Your Budget

Explain how R20,000 will be used effectively.

Structure your proposal clearly. Start with the issue, explain its significance, and detail concrete actions. Identify partners, describe expected changes, and provide a clear budget breakdown.

Structure Your Proposal: The Inverted Pyramid



Lead with the Main Idea

Start with strong topic sentences that immediately convey the core focus and key arguments of your proposal. This allows reviewers to quickly grasp the essence.

Provide Key Details

Follow up with the most important supporting information and critical data. This section expands on your main idea with essential facts.

Add Broader Context

Conclude with background information, less critical details, or additional context that supports the overall narrative, providing a complete picture.

Budget Proposal *What Can You Do with R20,000?*


4,000	3,000	5,000	3,000
Microphones & Tripod	Transport & Data	Training/Honoraria	Visual Promotion
Essential for media projects.	For volunteers' mobility and connectivity.	Support skills development or participants.	Flyers and videos for outreach.

Budgeting requires smart prioritization. Every item should clearly contribute to your project's impact. Prioritize core needs for maximum effect within your R20,000 limit.

Reporting and Monitoring

Midterm Reports

Assess progress halfway. Document successes and challenges.



Visual Evidence

Include photos and testimonies. Show community voices.



Final Reports

Summarize project outcomes. Share lessons learned.



Financial Records

Keep a simple Excel or notebook log. Ensure accountability.



Funders seek both learning and accountability. Detailed reports, visual evidence, and basic financial records are crucial. Your story of change is vital; tell it well.



Dr Innocent Tinashe Mutero

Dr Innocent Tinashe Mutero is an interdisciplinary researcher, educator and creative practitioner with dual PhDs in Ethnomusicology from the University of Pretoria and Public Administration from the Durban University of Technology. His work explores how music, cultural expression and participatory arts can drive social innovation, community wellbeing and inclusive development. He has led and contributed to multi-partner research initiatives focused on youth empowerment, informal education, and indigenous knowledge systems across Southern Africa. Dr Mutero is also an experienced grant writing facilitator, working with universities, NGOs and community groups to design impactful, fundable projects. His approach blends academic rigour with practical strategies for resource mobilisation and social change.